



## Model NV-216A-PV Video Transceiver



### Features:

- Power-Video (PV) signals are routed via UTP and RJ45
- Use with NVT's PVD™ Power Supply Hubs and Cable Integrators, or with a second NV-216A-PV
- Up to 750ft (225m) with a NVT Passive Hub or Transceiver
- Up to 1,500ft (460m) with a NVT StubEQ™ Hub
- Up to 3,000ft (1km) with a NVT DigitalEQ™ Hub or active receiver, (see Power Distance Chart)
- Frequency response DC to 10MHz (see Resolution Distance Chart)
- Supports "up-the-coax" type control signal up to 750ft (225m)
- Exceptional interference rejection
- Built-in transient protection
- Limited lifetime warranty

The NVT Model NV-216A-PV Video Transceiver with Power is a passive (non-amplified) device that allows the transmission of real-time monochrome or color video over Unshielded Twisted-Pair (UTP) telephone wire. Baseband (composite) signals of any type are supported.

The NV-216A-PV incorporates the transceiver engine of NVT's popular NV-214A-M video transceiver with the added value of camera power connections. Used at the camera, the NV-216A-PV has a rugged compact body, a male BNC for direct connection to the camera, and is compatible with NVT's PVD™ product line. The NV-216A-PV can be used with an NVT cable integrator or power supply, an active or passive receiver hub or another NV-216A-PV.

The NV-216A-PV carries a limited lifetime warranty is UL and cUL listed and CE, WEEE and RoHS compliant.

### Network Video Technologies

4005 Bohannon Drive • Menlo Park, CA 94025 • USA  
(+1) 650.462.8100 • FAX (+1) 650.326.1940  
nvt.com • www.nvt.com/email

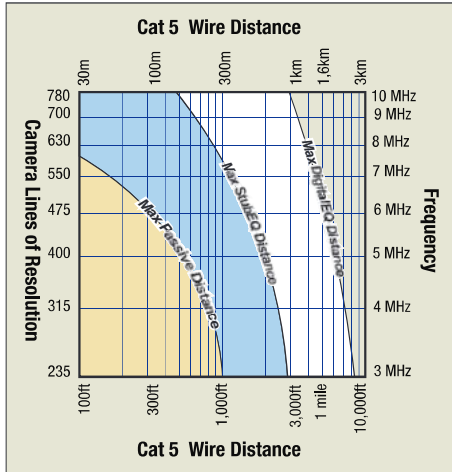


# Model NV-216A-PV

## Video Transceiver

### Technical Specifications

#### VIDEO DISTANCE RECOMMENDATIONS



#### POWER DISTANCE CHARTS

Supply voltage, wire resistance and minimum camera operating voltage determine the maximum camera distance. Examples assume a minimum 21VAC at the camera:

Fixed 24VAC Camera	NV-216A-PV	
Power Supply Voltage	24 VAC	28 VAC
Minimum Voltage at Camera	21 VAC	21 VAC
B&W Camera 100 mA, 2.4 W		
2-pair 24 AWG	899ft (274m)	1,840ft (561m)
2-pair 23 AWG	1,134ft (346m)	2,320ft (707m)
Color Camera 200 mA, 4.8 W		
2-pair 24 AWG	450ft (137m)	916ft (279m)
2-pair 23 AWG	567ft (173m)	1,155ft (352m)
Color Camera 300 mA, 7.2 W		
2-pair 24 AWG	300ft (91m)	612ft (186m)
2-pair 23 AWG	378ft (115m)	771ft (235m)

Fixed Dual Voltage 24VAC12VDC Camera with NV-216A-PV	NV-216A-PV	
Power Supply Voltage	24 VAC	28 VAC
Minimum Voltage at Camera	14 VAC	14 VAC
B&W Camera 100 mA, 2.4 W		
2-pair 24 AWG	1,753ft (534m)	2,454ft (748m)
2-pair 23 AWG	2,210ft (674m)	3,000ft (915m)
Color Camera 200 mA, 4.8 W		
2-pair 24 AWG	874ft (266m)	1,223ft (373m)
2-pair 23 AWG	1,102ft (336m)	1,542ft (470m)
Color Camera 300 mA, 7.2 W		
2-pair 24 AWG	583ft (173m)	815ft (250m)
2-pair 23 AWG	735ft (224m)	1,025ft (310m)

Notes: Actual distance will depend on the camera's inrush and operating current, minimum operating voltage, and the wire's environmental temperature. Please consult NVT Customer Support for further information.

Wire should be category rated Unshielded Twisted-Pair (UTP) cable. Low voltage camera power, video, and RS-422 or RS-485 telemetry may be sent within the same wire bundle. Do not run 24VAC or 28VAC in the same wire bundle with analog telecom signals. However you may share the same wire/cable tray.

An online wire Power Distance Calculator is available at [www.nvt.com](http://www.nvt.com) under Product Support.

#### VIDEO

Frequency response	DC to 10 MHz
Attenuation	0.5 dB typ
Common-mode / Differential-mode rejection	50 KHz to 10 MHz
	60 dB typ
Impedance	
Coax, male BNC	75 ohms
UTP, RJ45 data connector	100 ohms

#### RJ45 PINOUTS



- 1 Video
- 2 Power
- 3 Power

#### WIRE TYPE

Network Wiring	One unshielded twisted pair 22-24 AWG (0,5-0,64mm) 2 or better
Category type	100 ± 20 ohms
Impedance	52 ohms per 1,000ft (18 ohms per 100m)
DC loop resistance	19 pF/ft max (62 pF/m max)
Differential capacitance	

#### ENVIRONMENTAL

Temperature	-22 to +167 °F (-30 to +75°C)
Humidity (non-condensing)	0 to 95%
Transient immunity	per ANSI / IEEE 587 C62.41

#### MECHANICAL

Body Length	1.6in (40,6mm)
Body Depth	0.88in (22mm)
Body Height (not including BNC)	.81in (20,5mm)
Product Weight	1.0oz (30g)
Packaged Weight	2.0oz (57g)

#### REGULATORY



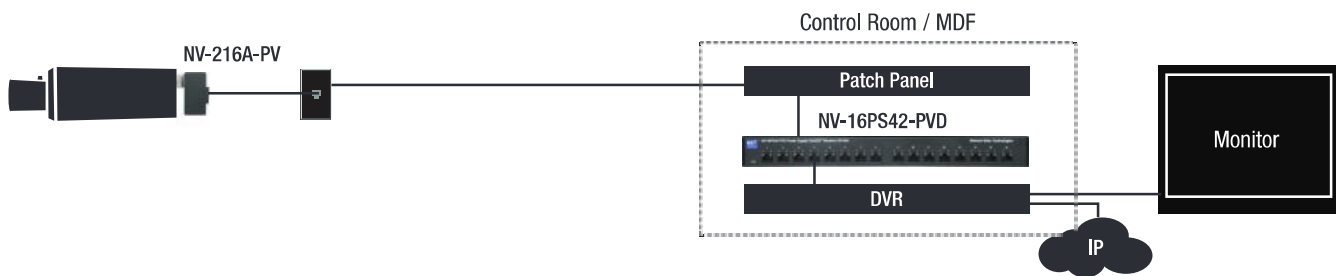
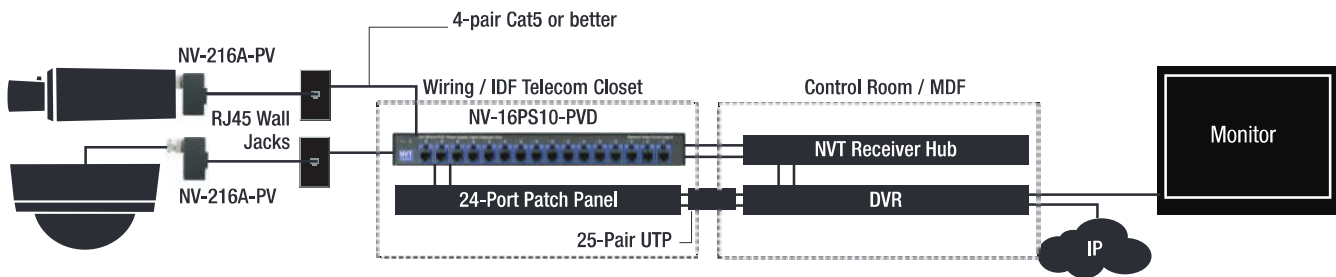
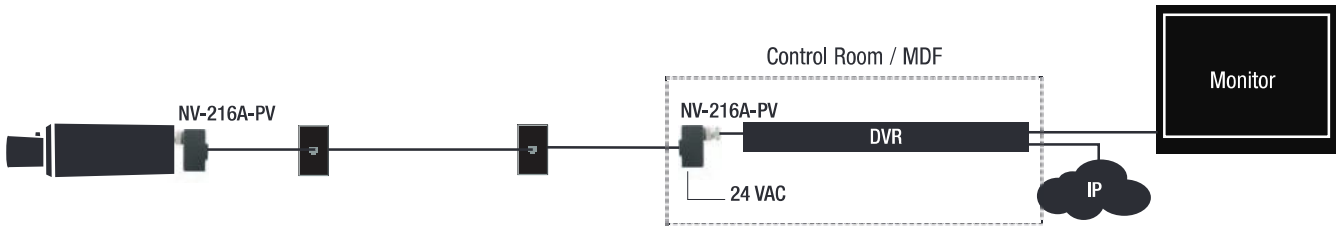
Specifications subject to change without notice.



# Model NV-216A-PV

## Video Transceiver

### Typical Applications



**Network Video Technologies**  
4005 Bohannon Drive • Menlo Park, CA 94025 • USA  
(+1) 650.462.8100 • FAX (+1) 650.326.1940  
nvt.com • www.nvt.com/email

Copyright © 2011 NVT, Inc.  
410-216-1-F